

MMPH

INDUSTRIES®

Installation Guide

Universal Readout Magnetic Bracket

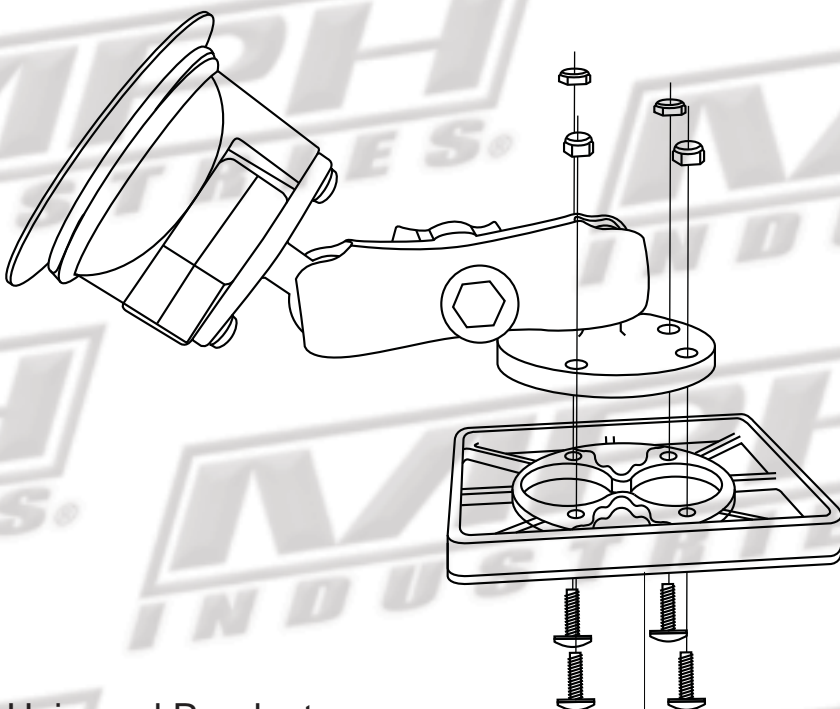
FITS: BEE III, Enforcer, Python III, Ranger

PT#

ai.951702

Installation Materials

ai.951702

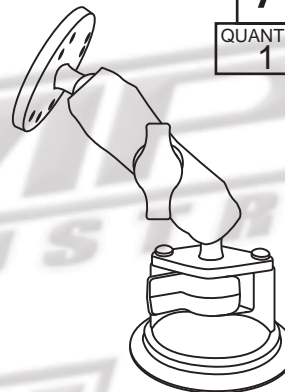


Universal Readout
Magnetic Bracket

910799

A

QUANTITY
1

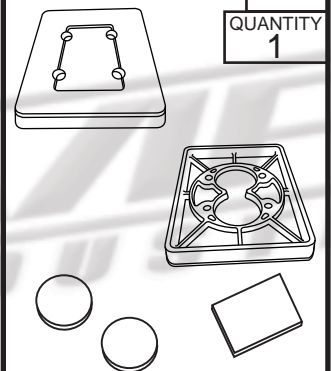


Window Suction
Bracket

910800

B


QUANTITY
1



Magnetic Power
Plate


Installation Process

1



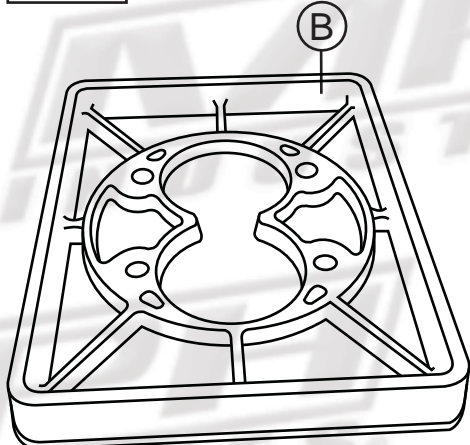
Remove the Magnetic Power Plate (B). Using a flat head screw driver, pry off the square magnet that is on top of the plate. **Be careful not to drop or lose the round magnets on the opposite side of the Power Plate (B).**

2




Remove the red backing of the thin square magnet. Using the sticky side, take the radar unit and stick magnet to the bottom-middle of the unit.

3



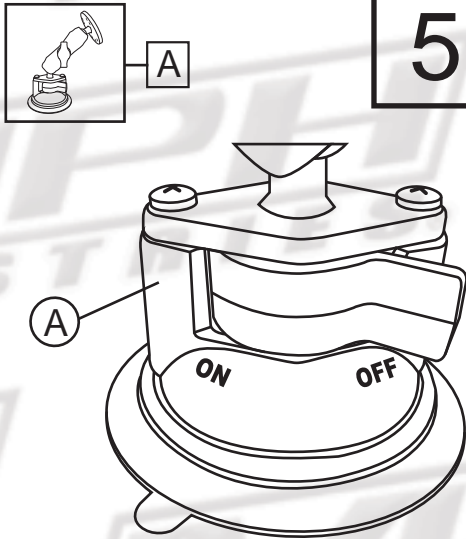
Take the round magnets from the Magnetic Power Plate (B) kit and place them into the back housing of the plate. The magnets should have the rounded surface facing out of the plate.

4



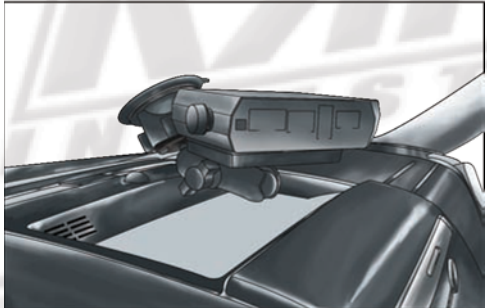
Line up the holes of the round surface of the Window Suction Bracket (A) to the holes on the Magnetic Power Plate (B). Once all four holes are lined up, using the screws and nuts provided in the Magnetic Power Plate (B) kit, secure the plate to the Window Suction Bracket (A).

5



Choose a place on the windshield that you prefer the radar unit will be. This can be removed at anytime with the on/off lock mechanism installed on the Window Suction Bracket (A) by turning the switch. Be sure the lock is set to OFF and push the bracket to the window. While pushing, turn the lock to the ON position, securing the bracket to the window firmly.

6



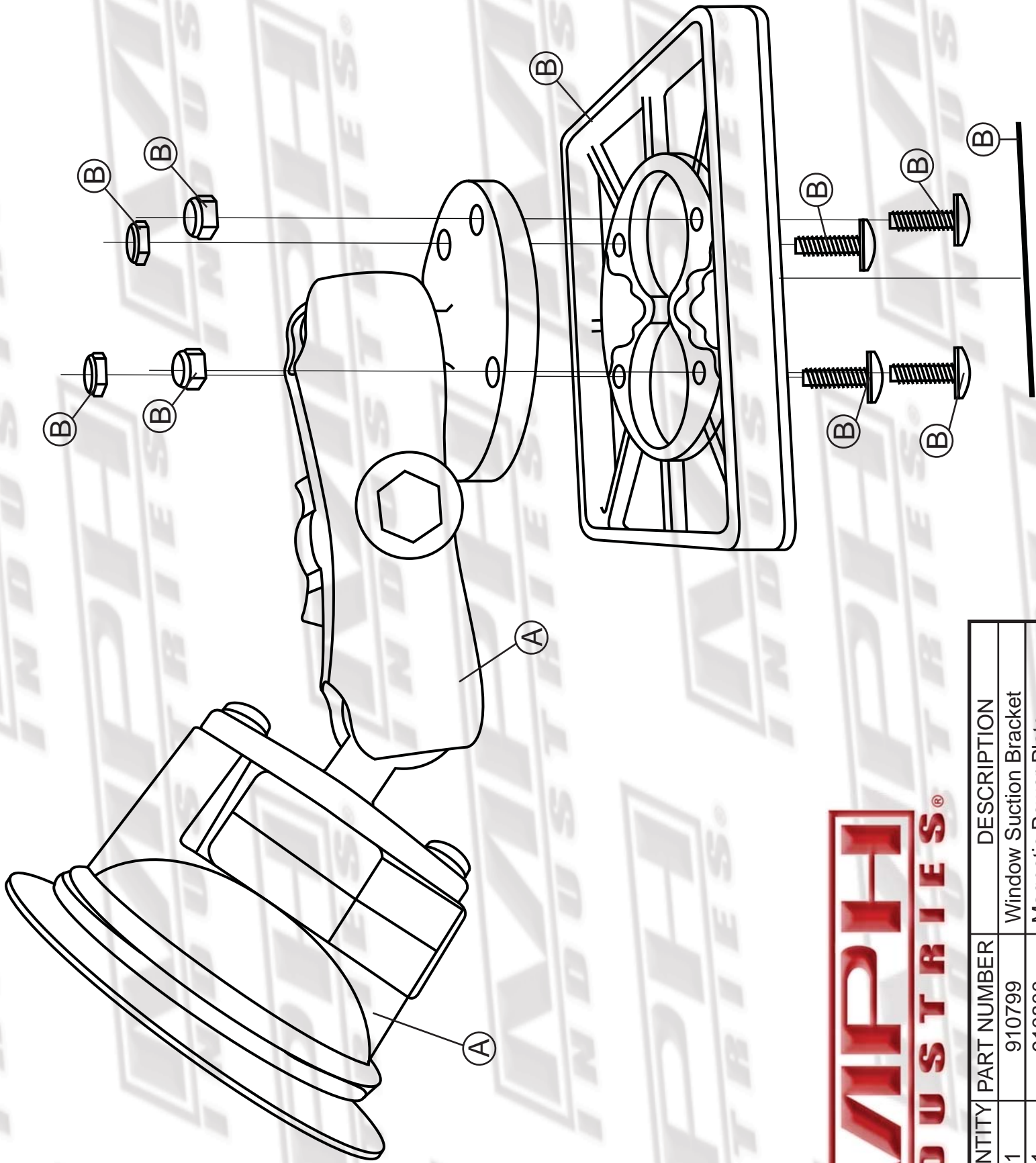
Take the radar unit and place the magnet installed in step 2 to the indented rectangle of the Magnetic Power Plate (B). Loosen the knob on the RAM joint swivel and choose the right angle of the bracket. Tighten the knob.

7



UNIVERSAL MAGNETIC READOUT

Bracket Assembly
Part# ai.951702



ITEM	QUANTITY	PART NUMBER	DESCRIPTION
A	1	910799	Window Suction Bracket
B	1	910800	Magnetic Power Plate